
Changes in ePatents OIS
In Adopting UEN

There are mainly 2 areas of changes in ePatents OIS as follows:

1. Agent Code Search via UEN

The steps to search Agent Details by UEN code are as follows:

Step 1 Go to ePatents OIS and click on the 'General' tab and select 'Agent Code Search via UEN'.

[Home](#) > General

Patents

General

- > [About ePatents](#)
- > [Gearing up for ePatents](#)
- > [Getting Started Online](#)
- > [Announcements](#)
- > [References](#)
- > [Downloads](#)
- > [XML Interface Standards](#)
- > [Fees and Charges](#)
- > [FAQ](#)
- > [Data Availability](#)
- > [Help Desk](#)
- > [Feedback](#)
- > [Agent Code Search via UEN](#)

GENERAL

General Information section provides more detailed information about ePatents web site. You will be able to get information on ePatents web site, the hardware and software requirements, access resources like user manuals and guides, obtain downloads for ePatents application forms, check on data availability and helpdesk information. You will also find the list of Patent Forms available for Online Submission, Fees and Charges.

Step 2 Fill in the UEN Code in the search criteria and click on the Search button.



ePatents is an online service facilitating filings and searches on patents.

Agent Code Search via UEN

UEN Search


Enter UEN Code* :

* Mandatory field


Last updated on 04 April 2009

Step 3 Agent Details will be displayed based on the UEN Code entered.

[Home](#) | [Account Management](#) | [Online Submission](#) | [Patent Search](#) | [Patent eJournal](#) | [General](#) | [Login](#)



ePatents is an online service facilitating filings and searches on patents.



Agent Code Search via UEN

UEN Search

Enter UEN Code* :

* Mandatory field

UEN Code Entered : 200102509e

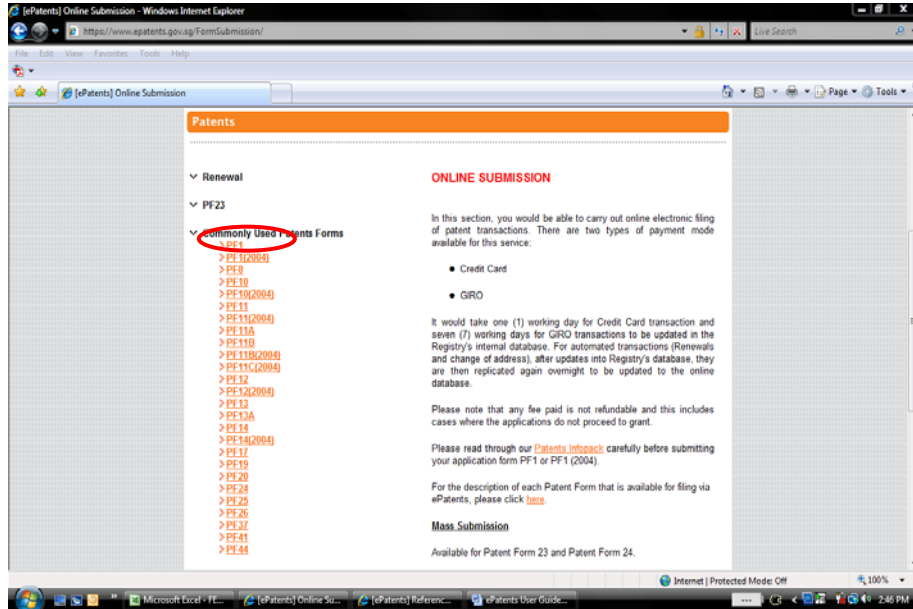
Agent Details

Agent Code : PN764
Agent Name : CSE GLOBAL LTD
Agent Address : 2 UBI VIEW, #04, CSE, S654859

Last updated on 04 April 2009

2. UEN Code display in the Transaction Summary Page

Step 1 Click on the 'Online Submission' tab and click on 'Commonly Used Patents Forms' and click on a form such as 'PF1- Request For The Grant Of A Patent Under Section 25', as shown below:



Step 2 The system will display the particulars of the Subscriber Account Holder along with the UEN number and prompt the user to fill in the form. There is no other change.

The screenshot shows the "ePatents Online Form Submission PF1" page. The "TRANSACTION SUMMARY" section is highlighted in orange and contains the following information:

Description	Request For The Grant Of A Patent Under Section 25 (PF1) (*Please read the Explanatory Notes before filing)		
User ID	MyLily	Account ID	CA00000076
Corp/Firm Name	CSE GLOBAL LTD	Agent Code	BN764
Date	20-Dec-2008 14:42:53	UEN	200102509E

The UEN field is circled in red. Below the summary, there are sections for "1. YOUR REFERENCE", "2. TITLE OF INVENTION", and "3. DETAILS OF APPLICANT(S)".